26230, 80107 Inline

3/2, 5/2 and 5/3 directional control valves
Actuation: electromagnetic
Indirectly controlled soft seal spool valves
Port size: G 1/4, G 1/2

Straight-through flow, high Cv-factor

Compact design

Maintenance-free

Easy to service

Easily interchangeable solenoid system

Standard manual override

The valves and solenoids are ATEX approved





Technical data

Operating medium:
Solenoid valve for filtered, lubricated *1)
or non-lubricated air

Operation:
Solenoid, indirectly controlled

Flow direction:
Fixed

Mounting position:
Optional

Nominal size:
6 and 12 mm

Port size:
G 1/4, G 1/2

Electrical connection:
Connector interface to DIN EN 175301-803
form A and B

Operating pressure:
1 to 10 bar

Temperature:
-10 ... 50°C
Please consult our technical service for use below +2°C. If installed in the open protect all connections against the penetration of moisture!

Material:

Housing: Aluminium
Pilot flange: Plastic
Seat seal: NBR (Perbunan)

*1) Oil recommendation: Shell Hydrol DO 32, Esso Febis (as of July 1992) or comparable oils with DVI values < 8 (DIN 53521) and ISO viscosity class 32-46 (DIN 51519).

Ordering information

See page 2

Further versions

NPT

Accessories	**data sheet**
Manifold system	7503364
Connectors	N/UK**7.7.**002

3/2

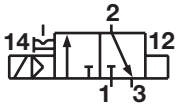

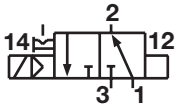

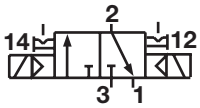

5/2

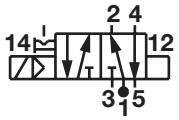

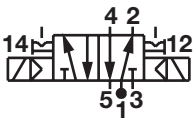

5/3

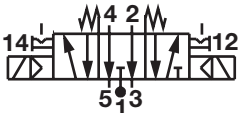

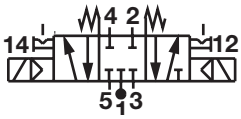

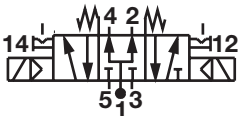

General information

Symbol	Type*	Function	Port size	Nominal size	Operating pressure (bar) Min.	Max.	Flow (l/min)	Power drawn (W)	Weight (kg)	Dimensions Nr.
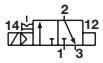	8010750 *2)	3/2 mono NC	G 1/4	6	1,0	10 *3)	1200	< 5	0,4	1
	8010850 *2)	3/2 mono NC	G 1/2	12	1,5	10 *3)	3000	< 5	0,7	2
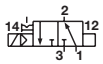	8012750 *2)	3/2 mono NO	G 1/4	6	1,0	10 *3)	1200	< 5	0,4	1
	8012850 *2)	3/2 mono NO	G 1/2	12	1,5	10 *3)	3000	< 5	0,7	2
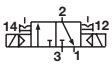	8011750	3/2 bi	G 1/4	6	1,0	10	1200	< 5	0,77	3
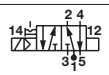	2623000 *2)	5/2 mono	G 1/4	6	1	10 *3)	1200	< 5	0,4	5
	2623500 *2)	5/2 mono	G 1/2	12	2	10 *3)	3000	< 5	0,7	6
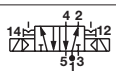	2623100	5/2 bi	G 1/4	6	1	10	1200	< 5	0,4	7
	2623600	5/2 bi	G 1/2	12	2	10	3000	< 5	0,7	8
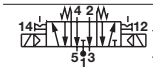	2623200	5/3	G 1/4	6	3	10	900	< 5	1,0	9
	2623700	5/3	G 1/2	12	2,5	10	2200	< 5	1,6	10
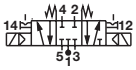	2623300	5/3	G 1/4	6	3	10	900	< 5	1,0	9
	2623800	5/3	G 1/2	12	2,5	10	2200	< 5	1,6	10
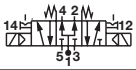	2623400	5/3	G 1/4	6	3	10	900	< 5	1,0	9
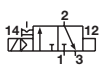	8010751 *2)	3/2 mono NC	G 1/4	6	2	8 *3)	1200	< 2	0,4	1
	8010851 *2)	3/2 mono NC	G 1/2	12	2	8 *3)	3000	< 2	0,7	2
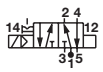	2623001 *2)	5/2 mono	G 1/4	6	2	8 *3)	1200	< 2	0,4	5
	2623501 *2)	5/2 mono	G 1/2	12	2	8 *3)	3000	< 2	0,7	6
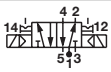	2623101	5/2 bi	G 1/4	6	2	8	1200	< 2	0,4	7
	2623601	5/2 bi	G 1/2	12	2	8	3000	< 2	0,7	8

All types with manual override
* When ordering please indicate solenoid, voltage and current type (frequency).
*2) Port 3 is not throttleable
*3) Stagnation pressure at R ≤ operating pressure -1 bar

Ordering information

3/2 directional control valve, connection G 1/4,
actuating solenoid 24 V DC, with connector DIN 43650 form B,
protection class IP65
Part No.: 8010750.3053.024.00

Warning

These products are intended for use in industrial compressed air systems only. Do not use these products where pressures and temperatures can exceed those listed under **'Technical Data'**.
Before using these products with fluids other than those specified, for non-industrial applications, life-support systems, or other applications not within published specifications, consult HERION.
Through misuse, age, or malfunction, components used in fluid power systems can fail in various modes. The system designer is warned to consider the failure modes of all component parts used in fluid power systems and to provide adequate safeguards to prevent personal injury or damage to equipment in the event of such failure.

System designers must provide a warning to end users in the system instructional manual if protection against a failure mode cannot be adequately provided.

System designers and end users are cautioned to review specific warnings found in instruction sheets packed and shipped with these products where applicable.