26230, 80107 NAMUR

3/2, 4/2 and 5/2 Directional control valves
Modular NAMUR design
Actuation: electromagnetic
Indirectly controlled spool valves
Port size: G 1/4

For single and double operated actuators

Standard manual override with detent

Compact design

High flow rate

Simple design of soft spool seal system

Maintenance-free

Easily interchangeable solenoid system

Exhaust air recirculation

The solenoids are ATEX approved
(see solenoids page 2)

Valves and solenoids are ATEX approved



Technical data

Medium:
Solenoid valve for filtered, lubricated *1)
or non-lubricated air

Operation:
Solenoid, indirectly controlled

Flow direction:
Fixed

Mounting position:
Optional, preferably with solenoid on top

Nominal size:
6

Port size:
G 1/4

Electrical connection:
See solenoid table

Operating pressure:
2 to 8 bar

Temperature:
-10 ... 50°C
Please consult our technical service for use below +2°C. If installed in the open protect all connections against the penetration of moisture!

Materials:
Housing: Aluminium
Pilot flange: Plastic
Seat seal: NBR (Perbunan)

*1) Oil recommendation: Shell Hydrol DO 32, Esso Febis (as of July 1992) or comparable oils with DVI values < 8 (DIN 53521) and ISO viscosity class 32-46 (DIN 51519).

Ordering information

3/2 directional control valve, connection G 1/4, solenoid 24 V DC, protection class IP65
Part No.: 8010777.3036.024.00
Connector: 0570275

Connections

See data sheet N/UK **7.7.**002

3/2

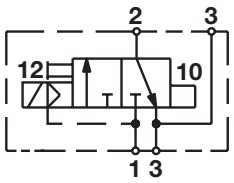

5/2

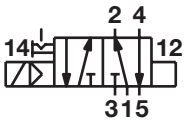

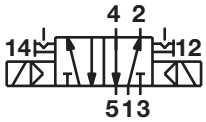

General information

Symbol	Type*	Port size 1, 3 (5)	2 (4)	Actuation	Nominal size	Operating pressure (bar)	kv-value (C_v (US) ▼ k_v x 1,2)	Weight (kg)	Dimensions Nr.
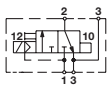	8010777	G 1/4	Flange	Solenoid indirectly controlled	6	2 ... 8	1,2	0,4	1
	2623077	G 1/4	Flange	Solenoid indirectly controlled	6	2 ... 8	1,2	0,55	2
	2623177	G 1/4	Flange	2 x Solenoid indirectly controlled	6	2 ... 8	1,2	0,9	3

* When ordering please indicate solenoid, voltage and current type (frequency).
Port 3 not throttleable.

3/2- or 5/2 way function (Conversion Instruction see page 6)

Symbol	Type*	Port size 1, 3 (5)	2 (4)	Actuation	Nominal size	Operating pressure (bar)	kv-value (C_v (US) ▼ k_v x 1,2)	Weight (kg)	Dimensions Nr.
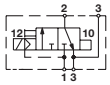	2623079	G 1/4	Flange	Solenoid indirectly controlled	6	2 ... 8	1,2	0,4	4
	2623179	G 1/4	Flange	2 x Solenoid indirectly controlled	6	2 ... 8	1,2	0,9	5

* When ordering please indicate solenoid, voltage and current type (frequency).
Port 3 not throttleable.

Solenoid actuators

	Type	Power consumption 24 V DC (W)	230 V AC (VA)	Rated current at 24 V DC (mA)	230 V AC (mA)	Protection class Fluid max.	Temperature Ambience (°C)	Weight (kg)	Dimensions No.	Circuit diagram No.
	3050 *2)	1,7	5,6/4,3		–	IP 65 with connector DIN EN 175301-803 Form B *6)	-40 ... +50	0,06	6	1
	3036 *2)	1,6	3,5	30	–	IP 65 with connector DIN EN 175301-803 Form A *6)	-40 ... +50	0,1	7	1
	3062 *3)	2,7	–	115	–	Cat. II2G, EEx m II T5 3 m cable	-20 ... +50	0,3	8	1
	3063 *3)	–	2,1	–	9	Cat. II2G, EEx m II T5 3 m Kabel	-20 ... +50	0,3	8	8
	3071	2,7	–	115	–	IP 66 Connector M12x1 DIN EN 60947-5-2 Anh. D	-10 ... +50	0,3	9	8

Standard voltages 24 V DC, 230 V AC. Other voltages on request.
Design acc. to VDE 0580, EN 50014/50028. 100% duty cycle.

*2) Required connector, see page 3
*3) Certificate of Conformity PTB No. PTB 03 ATEX 2015 X
*6) Connector is not indicated in delivery