26360, 80207 NAMUR

3/2-, 5/2- and 5/3 directional control valves
Operation: elektromagnetic
Indirectly controlled
soft seal spool valves
Port size: G1/4
NAMUR-Interface

For single and double operated actuators

Manual override with and without detent

Simple design of soft seal spool system

Maintenance-free

Easily interchangeable solenoid

Valves and solenoids are ATEX approved
(see solenoids on page 2)



Technical data

Medium:
Compressed air, filtered, lubricate*1) or non-lubricate

Operation:
Elektromagnetic, indirectly controlled

Port size:
G 1/4

Operating pressure:
max. 10 bar
(see specifications)

Flow:
Fixed

Operating temperature:
-10* to +60°C

*Please contact our technical service for use below +2°C.

Materials:

Housing: aluminium anodised
Pilot flange: plastic (POM)
Seals: NBR (Perbunan)

*1) Oil recommendation: Shell Hydrol DO 32, ESSO Febis K 32 (as of 07/92) or comparable oils with DVI values < 8 (DIN 53521) and ISO viscosity class 32 to 46 (DIN 51519)

Ordering example

See page 2

Connector plugs see page 2
and data sheet N/UK **7.7.**002

NAMUR quick exhaust module to achieve a bigger Kv value when exhausting, see data sheet N/UK **5.4.**344

NAMUR interlinking plate for redundant arrangement ‘SAFE EXHAUSTING’ and ‘SAFE VENTING’, see data sheet N/UK **5.8.**300

3/2

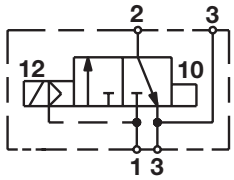

5/2



5/3

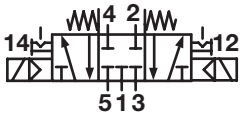

3/2 directional control valves

Symbol	Type	Port size 1, 3	2, 3	Operating pressure (bar) min.	max.	Flow l/min	Switching time (ms)	Manual override with/without detent	Weight without solenoid (kg)	Dimension
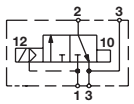	8020745	G 1/4	Flange	1	10	1200	35	–	0,24	1
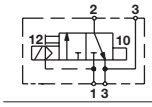	8020746	G 1/4	Flange	1	10	1200	35	without	0,24	1
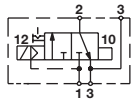	8020747	G 1/4	Flange	1	10	1200	35	with	0,24	1

5/2 directional control valves

Symbol	Type	Port size 1, 3, 5	2, 4	Operating pressure (bar) min.	max.	Flow l/min	Switching time (ms)	Manual override with/without detent	Weight without solenoid (kg)	Dimension
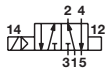	2636045	G 1/4	Flange	1	10	1200	35	–	0,55	2
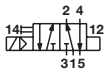	2636046	G 1/4	Flange	1	10	1200	35	without	0,55	2
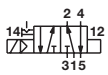	2636047	G 1/4	Flange	1	10	1200	35	with	0,55	2
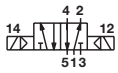	2636245	G 1/4	Flange	1	10	1200	30	–	0,90	3
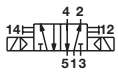	2636246	G 1/4	Flange	1	10	1200	30	without	0,90	3
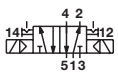	2636247	G 1/4	Flange	1	10	1200	30	with	0,90	3

5/3 directional control valves

Symbol	Type	Port size 1, 3, 5	2, 4	Operating pressure (bar) min.	max.	Flow l/min	Switching time (ms)	Manual override with/without detent	Weight without solenoid (kg)	Dimension
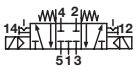	2636447	G 1/4	Flange	3	10	950	40	with	1,0	4

Accessories

Silencer	Cable gland protection class EEx e, EEx d (ATEX), Ms nickel plated brass	Connector	Flange plate	Yoke	Spacer plate
					
0014600 (G1/4) *1) (for solenoid 42xx / 46xx	EEx e 0588819 M20 x 1,5)	0570275	0612790 single connection plate	0540593	0540109 when using solenoids 42xx, 46xx, 37xx
	EEx d 0588851 (for solenoid 46xx M20 x 1,5)	0663303 (with rectifier)	0612791 NAMUR rip use in combination with 0612790 (Alu)		
	EEx d, EEx e 0588925 (for solenoid 46xx 1/2-14 NPT)				

*1) For indoors use

Ordering example

3/2 directional control valve, port size G 1/4,
solenoid in protection class EEx me, 24 V DC,
Type: 8020747.4210.024.00