2/2 Directional control valves
Actuation: electromagnetic
Solenoid direct operated poppet valves
Port size G 1/4, G 1/2 or 1/4 NPT

Working from 0 bar up

Short switching times

Suited for fine vacuum $1.33 \cdot 10^{-3}$ mbar·l/s

For AC solenoid systems with integrated rectifier (40 to 60 Hz)

The solenods are applicable in the protection class EEx m, EEx me, EEx md for zones 1, 2 (gases), 21, 22 (dust), ATEX cat.II 2 GD, EEx nA, for zones 2 (gases), 22 (dust) ATEX cat.II 3 GD
Additional protection class (FM, CSA) XP



Technical data

Medium:
For neutral gaseous and liquid fluids*
* With contaminated fluids, upstream installation of a dirt trap is recommended.

Operation:
Solenoid direct operated poppet valves

Mounting position:
Optional, preferably with solenoid on top

Nominal size:
1,5 to 6 mm

Port size:
G 1/4, 1/4 NPT

Operating pressure:
0 ... 40 bar

Operating temperature:
-25* ... +80°C NBR (Perbunan)

Fluid temperature:
-25* ... +80°C
Depending on solenoid system
*Please consult our technical Service for use below +2°C

Materials:

Housing: Brass
Seal: NBR (Perbunan)
Inner parts: Steel 1.4104/430F, brass

Ordering information

See page 2

Further versions upon request

Operating pressure to 50 bar
For fluid temperatures from -50 to +180°C
Seat seals FKM, EPDM, FFKM, PTFE, Rubin
Assembled oil and grease-free

Connectors

See data sheet N/UK **7.7.**002

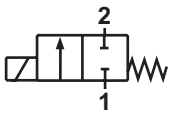

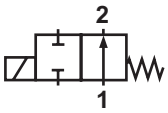

Options selector

950X✶X✶.✶✶✶✶.✶✶✶.✶✶

Nominal size	Substitute
1,5; 2; 3; 4; 6; 12	1, 2, 3, 4, 6, 7

Material Seat seal	Substitute
NBR (Perbunan)	0
EPDM	1
FKM (Viton)	2
PTFE (Teflon) *(DN1,5 - 4)	3
FFKM (Kalrez)	4
Rubin (DN2 + 3)	5

Solenoid	Substitute
see solenoids	

Frequency (Hz)	Substitute
at DC	00
at AC (40 to 60 Hz)	50

Voltage (V)	Substitute
24	024
230	230

* Possible only with series 9500XXX

Ordering example

2/2 directional control valve,
nominal size 2, normally closed,
port size G 1/4, protection class IP 00,
current draw 8 W, voltage 24 V DC
Type: 9500200.0246.024.00
Connector: 0570275

General information
Switching function: Normally closed

Symbol	Type *1) Valve	Solenoid group *2)	Port size	Nominal size	Operating pressure (bar) Min.	Max.	Flow (l/min)	Weight (kg)	Dimensions No.
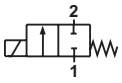	9500100	13B	G1/4	1,5	0	40	70	0,21	1
	9500200	13B	G1/4	2	0	35	120	0,21	1
	9503200	13B	1/4 NPT	2	0	35	120	0,21	1
	9500300	13C	G1/4	3	0	10	200	0,21	1
	9503300	13C	1/4 NPT	3	0	10	200	0,21	1
	9500400	13D	G1/4	4	0	12	350	0,21	1
	9503400	13D	1/4 NPT	4	0	12	350	0,21	1
	9501600	16D	G1/4	6	0	5	550	0,25	2
	9501700	16D	G1/2	12	0	1	1700	0,8	4
	9504600	16D	1/4 NPT	6	0	5	550	0,25	2

Switching function: Normally open

Symbol	Type *1) Valve	Solenoid group *2)	Port size	Nominal size	Operating pressure (bar) Min.	Max.	Flow (l/min)	Weight (kg)	Dimensions No.
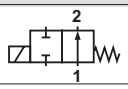	9502210	13B	G1/4	2	0	20	100	0,21	3
	9502310	13B	G1/4	3	0	10	160	0,21	3

*1) When ordering please indicate solenoid, voltage and current type (frequency).
*2) Technical data and ordering information see following pages.

Accessories

Cable gland
protection class EEx e, EEx d (ATEX),
Ms nickel plated brass



Connectors



EEx e 0588819 (for solenoid 42xx / 46xx M20 x 1,5)	0570275
EEx d 0588851 (for solenoid 46xx M20 x 1,5)	0663303 (with rectifier)
EEx d, EEx e 0588925 (for solenoid 46xx 1/2-14 NPT)	