5/2 Directional control valves
Actuation: electromagnetic
Directly controlled poppet valves
Port size G 1/4, 1/4-18 NPT or
flange mounting with NAMUR hole pattern

Working from 0 bar up

Suitable for medium-high vacuum down to 1.33 x 10^{-2} mbar

Easily interchangeable solenoid

Ports 2 and 4 can be controlled by throttle check valves

Solenoid system with integrated rectifier for AC supply (40 to 60 Hz)

The solenoids in the protection EEx me, EEx md for zone 1, 2, 21 and 22 (ATEX Cat. II 2GD) and XP (Div 1 and 2)



Technical data

Medium:
Neutral or aggressive gases and liquids*
* Install an upstream filter when using contaminated fluids

Operation:
Electromagnetic, directly controlled

Flow direction:
Defined

Mounting position:
Any, but preferably with solenoid vertical

Connections:
G 1/4, 1/4 NPT

Operating pressure:
0 to 8 bar

Temperatures:
Fluid: -20 to +80°C (NBR)
-10 to +120°C (FKM = Viton), water up to +95°C
Ambient: -20 to +60°C
Solenoid temperature: see solenoid table

Switching cycles:
100/min.

Materials:**
Valve housing: Brass, stainless steel 1.4571, hard-anodised aluminium (NAMUR Version)
Seals: NBR (Perbunan), FKM (Viton)
Internal parts: Brass, stainless steel 1.4522, 1.4571
**Depending on the chemical corrosivity of the environment or fluid

Ordering information

5/2 directional control valve, connections G 1/4, solenoid actuator 24 V DC, protection class IP 65
Type: 2500300.0800.024.00
Connector: 0570275

Alternative variants

NAMUR flange interface
Add-on manual overrides for testing and commissioning
Many mounting options

Connector plug

See data sheet N/UK **7.7.**002

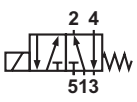

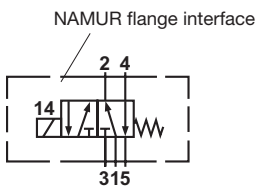

5/2 directional valves

Symbol	Type *1)	Connection	Operating pressure*2) (bar)	kv-value (Cv (US) Ÿkv x 1,2	Poppet seal	Material Valve housing	Weight without solenoid (kg)	Dimensions No.
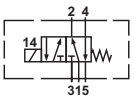	2500335	G 1/4 NAMUR	0 ... 8	0,48	NBR	Aluminium	0.65	2
	2500300	G 1/4	0 ... 8	0,48	NBR	Brass	1,15	1
	2500306	1/4 NPT	0 ... 8	0,48	NBR	Brass	1,15	1
	2500311*3)	G 1/4	0 ... 8	0,48	NBR	Brass	1,15	1
	2500316*4)	G 1/4	0 ... 8	0,48	NBR	Brass	1,15	1
	2500302	G 1/4	0 ... 8	0,48	FKM	1.4571	1,35	1
	2500308	1/4 NPT	0 ... 8	0,48	FKM	1.4571	1,35	1

*1) Please add solenoid, voltage and power supply data (frequency) when ordering
*2) With gaseous and liquid fluids up to 40 mm²
*3) With detening manual overrid
*4) With non-detening manual override

Solenoid operators

	Type	Power consumption 24 V DC (W)	Power consumption 230 V AC (VA)	Rated current 24 V DC (mA)	Rated current 230 V AC (mA)	Protection class	Temperature Ambient/Fluid °C	Electrical connection	Weight (kg)	Dimensions No.	Circuit diagram No.
	0800 *7)	16,9	-	703	-	IP00 w/o connector *5) IP65 with connector *5)	-25...+60	DIN EN175 301-803 *6)	0,33 Form A	3	1
	3803 *7)	-	18	-	185	P00 w/o connector *5) IP65 with connector *5)	-25...+60	DIN EN175 301-803 *6)	0,34 Form A	4	6
	4270 *8)	8,9	-	369		EEx me II T4/T5 *2) IP66 T130°C	-40....65/55	M20x1,5 *6)	0,6	5	4
	4271 *8)	-	10		43	EEx me II T4/T5 *2) IP66 T130°C	-40....65/55	M20x1,5 *6)	0,6	5	7
	4670 *8)	8,9	-	369		EEx md IIC T4/T6 *3) EEx me IIC TT4/T6 *3) IP66 T130°C	-40....+65/55	1/2 NPT *6)	0,8	6	4
	4671 *8)	-	10		43	EEx md IIC T4/T6 *3) EEx me IIC TT4/T6 *3) IP66 T130°C	-40....+65/55	1/2 NPT *6)	0,8	6	7
	4672 *8)	8,9	-	369		EEx md IIC T4/T6 *3) EEx me IIC TT4/T6 *3) IP66 T130°C	-40....+65/55	M20x1,5 *6)	0,8	6	4
	4673 *8)	-	10		43	EEx md IIC T4/T6 *3) EEx me IIC T6 *3) IP66 T130°C	-40....+65/55	M20x1,5 *6)	0,8	6	7
	3826	13,6	-	566	-	XP NEMA *4) 4, 4X, 6, 6P, 7, 9	-20....+60	Flying leads 450 mm long	0,4	7	1
	3827	-	15,7	-	68	XP NEMA *4) 4, 4X, 6, 6P, 7, 9	-20....+60	Flying leads 450 mm long	0,4	7	5

Standardvoltages 24V DC, 230V AC. other voltages on request
Design acc. to VDE 0580, EN 50014/50028.100% duty cycle.
*2) Categorie II 2 GD, EC-Type-Examination-Certificate KEMA 98 ATEX 4452 X
*3) Categorie II 2 GD, EC-Type-Examination-Certificate PTB 02 ATEX 2085 X
*4) CSA-LR 57643-6, FM approved, for hazardous locations: Div. 1 and 2, Class I, II, III
*5) Required connector for DC: type 0570275.
*6) Connector/cable gland not supplied
*7) IP65 according to DIN 40050/IEC 529 and DIN EN 600068-2-38
*8) This solenoid has a fuse with an appropirate rating.