97105 Namur

3/2-, 5/2- and 5/3-Directional control valves
Electromagnetic
indirectly controlled soft seal spool valves
G 1/4, 1/4 NPT
NAMUR-interface

For single and double operated actuators

Exhaust air recirculation (3/2 way function)

Crossover-free switching, switch-over function quaranteed even with small cross section

Rest position in the event of power failure provided by mechanical return spring (monostable design)

Add-on manual override

Suitable for outdoor installation if equipped with corresponding solenoid

Minimal electrical power consumption – therefore many safety ratings possible, e.g. EEx i

The solenoid valves are applicable in the protection class EEx me, EEx md, EEx m, EEx ia for zones 1, 2, (gases) 21 and 22 (dusts) ATEX cat. II 2GD
Additional protection class (FM, CSA): XP, NI, IS, AEx ia



Technical data

Medium:
Filtered, non-lubricate and dried compressed air, instrument air, nitrogen or other non-flammable neutral, dry fluids

Actuation:
Solenoid operated, indirectly controlled

Mounting position:
Optional, impuls valves preferably horizontally

Nominal diameter:
ND 6 mm

Port size:
G 1/4, 1/4 NPT

Operating pressure:
2 to 8 bar with internal air supply

Temperature range:
Valve: -40* ... +65°C
Solenoid: see solenoid table
* For temperatures below 0° C use conditioned dry air, if installed outdoors protect all connections against the penetration of moisture!

Materials:

Body: aluminium 3.0615
with surface treatment for rough environmental conditions
condensate test with alternating temperatures in sulphic environment,
salt spray test with different sodium chloride solutions, tested in ammonia environment
Seals: NBR (Special perbunan)

Ordering information

5/2 directional control valve with spring return, Port size G 1/4, solenoid in protection class EEx me, 24 V DC,

Type: 9710505.4200.024.00

EEx e-cable gland M 20x1,5

Type: 0588819

Accessories

Page 4

3/2

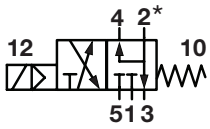

5/2

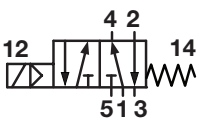

3/2

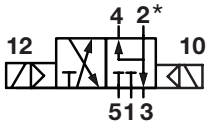

5/2

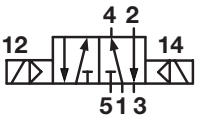

5/3

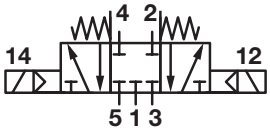

* Waste air repatriation from drive

3/2-, 5/2- and 5/3 directional valves

3/2- or 5/2 way funktion see conversation instruction on page 7

Aluminium anodized body

Symbol	Type *1)	Port size 1, 3, (5)	2, 4	Actuation	Operating pressure (bar)	Flow (l/min)	Weight (kg)	Dimensions No.
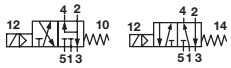	9710505	G 1/4	Flange	Solenoid/Spring	2,5...8	1300	0,45	1
	9710515	1/4 NPT						
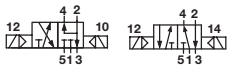	9711505	G 1/4	Flange	Solenoid/Solenoid	2,5...8	1300	0,65	2
	9711515	1/4 NPT						
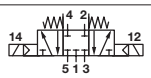	9712505	G 1/4	Flange	Solenoid/Solenoid	2,5...8	950	0,7	3
	9712515	1/4 NPT		mid position APB				

Brass body

Symbol	Type *1)	Port size 1, 3, (5)	2, 4	Actuation	Operating pressure (bar)	Flow (l/min)	Weight (kg)	Dimensions No.
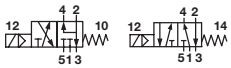	9710605	G 1/4	Flange	Solenoid/Spring	2,5...8	1300	0,45	1
	9710615	1/4 NPT						
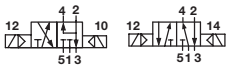	9711605	G 1/4	Flange	Solenoid/Solenoid	2,5...8	1300	0,65	2
	9711615	1/4 NPT						
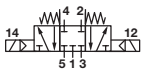	9712605	G 1/4	Flange	Solenoid/Solenoid	2,5...8	950	0,7	3
	9712615	1/4 NPT		mid position APB				

Stainless steel body

Symbol	Type *1)	Port size 1, 3, (5)	2, 4	Actuation	Operating pressure (bar)	Flow (l/min)	Weight (kg)	Dimensions No.
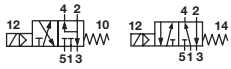	9710705	G 1/4	Flange	Solenoid/Spring	2,5...8	1300	0,45	1
	9710715	1/4 NPT						
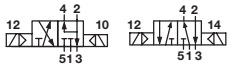	9711705	G 1/4	Flange	Solenoid/Solenoid	2,5...8	1300	0,65	2
	9711715	1/4 NPT						
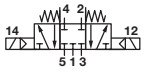	9712705	G 1/4	Flange	Solenoid/Solenoid	2,5...8	950	0,7	3
	9712715	1/4 NPT		mid position APB				

*1) When ordering please indicate solenoid, voltage and current type (frequency). See page 1.
valve function: APB = All Ports Blocked