3/2 Directional control valves
Indirect controlled solenoid operated poppet valves
Internal thread G1/2, 1/2 NPT
or flanged with NAMUR interface

Main application: single operated process actuators

TÜV-approval based on IEC 61 508,DIN V 19 251 Statistic proof of process field operation

Valves released for safety systems to SIL 4 or AK 7

Add-on manual override and / or inductive limit switches

The solenoids are applicable in the protection class EEx me, EEx md, EEx m, EEx ia for zones 1, 2 (gases), 21 und 22 (dusts) ATEX cat.II 2 GD.

Additional protection class (FM, CSA): XP, IS, NI

Rest position in the event of power failure provided by mechanical return spring

Suitable for outdoor installation if equipped with corresponding solenoid



Technical data

Medium:
Filtered, non-lubricate and dried compressed air, instrument air, nitrogen and or other non-flammable neutral, dry fluids

Operation:
Solenoid operated, directly controlled

Flow direction:
fixed

Port size:
G 1/2, 1/2 NPT, NAMUR interface

Orifice:
ND 8

Flow rate:
1000 l/min (1 bar pressure differential)

Operating pressure:
2 to 8 bar

Temperature:
Fluid: -40 to +60°C, SNBR (Special perbunan)
Ambient: -40 to +60°C (dependent on solenoid)

Mounting:
Optional, preferably vertical

Materials:
Body: stainless steel 1.4404/316, brass 2.0401
Black aluminium 3.0615 anoized
Seat seal: SNBR (Special perbunan)
Inner parts: stainless steel, brass

Protect all connections against the penetration of moisture.

Follow the mounting and operating instruction 7503476.

Ordering information

See page 3

Connectors

See page N/UK **7.7.**002

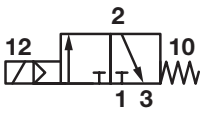

Switching function:
pressure port at 1, 2 or 3

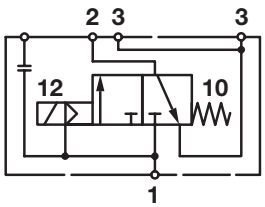

NAMUR interface

3/2 indirectional valves

Symbol	Type	Port size 1, 3	Port size 2, (3)	Operating pressure (bar)	Material	Weight (kg)	Dimensions No.
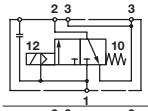	9802505	G 1/4, G1/2	NAMUR G1/4	2 ... 8	Aluminium	0,9	1
	9802515	1/4-NPT, 1/2 NPT	NAMUR 1/4 NPT	2 ... 8	Aluminium	0,9	1
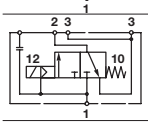	9802705	G 1/4, G1/2	NAMUR G1/4	2 ... 8	Stainless steel	1,5	1
	9802715	1/4-NPT, 1/2 NPT	NAMUR 1/4 NPT	2 ... 8	Stainless steel	1,5	1
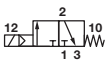	9802555	G 1/2	G 1/2	2 ... 8	Aluminium	0,6	2
	9802565	1/2-NPT	1/2-NPT	2 ... 8	Aluminium	0,6	2
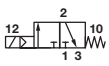	9802755	G 1/2	G 1/2	2 ... 8	Stainless steel	1,0	2
	9802765	1/2-NPT	1/2-NPT	2 ... 8	Stainless steel	1,0	2
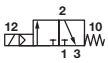	9802655	G 1/2	G 1/2	2 ... 8	Brass	1,0	2
	9802665	1/2-NPT	1/2-NPT	2 ... 8	Brass	1,0	2

Solenoid operators

	Type	Power consumption 24V DC (W)	230V AC (VA)	Rated current 24V DC (mA)	230V AC (mA)	Protection class	Temperature range Ambient/Fluid °C	Electroport size	Weight (kg)	Dimensions No.	Circuit diagram No.
	0763 *7)	1,9	2,1 *5)	78	-	IP00 w/o connector *5) IP65 with connector *5)	-25 ... +60	DIN EN 175 301-803 Form A	0,3	6	1
	0298 *8)	3,2	-	135	-	EEx m II T4 *1) IP66 T110°C	-20 ... +70	3 m Cable	0,4	7	4
	0299 *8)	-	4,6	-	18	EEx m II T4 *1) IP66 T110°C	-20 ... +70	3 m Cable	0,4	7	7
	4200 *8)	0,8	-	33	-	EEx me II T5/T6 *2) IP66 T130°C	-40 ... +80 (T5) -40 ... +70 (T6)	M20 X 1,5 *6)	0,85	8	4
	4201 *8)	-	1,3	-	26	EEx me II T4/T6 *2) IP66 T130°C	-40 ... +80 (T4) -40 ... +55 (T6)	M20 X 1,5 *6)	0,85	8	7
	4600 *8)	0,8	-	33	-	EEx me II T5/T6 *3) EEx md II T5/T6 *3)	-40 ... +80 (T5) -40 ... +70 (T6)	1/2 NPT *6)	0,85	9	4
	4602 *8)	0,8	-	33	-	IP66 T130°C		M20 X 1,5 *6)			
	4601 *8)	-	1,3	-	26	EEx me II T5/T6 *3) EEx md II T5/T6 *3)	-40 ... +80 (T5) -40 ... +70 (T6)	1/2 NPT *6)	0,85	9	7
	4603 *8)	-	1,3	-	26	IP66 T130°C		M20 X 1,5 *6)			
	3720	1,4	-	59	-	XP (NEMA) *4) 4, 4X, 6, 6P, 7, 9 3	-20 ... +60	Flying leads 450 mm long	0,4	10	1

Standardvoltages 24 V DC, 230 V AC. other voltages on request. Design acc. to VDE 0580, EN 50014/50028.100% duty cycle.

*1) Categorie II 2 GD, EC-Type-Examination-Certificate KEMA 02 ATEX 1347X
*2) Categorie II 2 GD, EC-Type-Examination-Certificate KEMA 98 ATEX 4452 X
*3) Categorie II 2 GD, EC-Type-Examination-Certificate PTB 02 ATEX 2085 X
*4) CSA-LR 57643-6, FM approved, for hazardous locations: Div. 1 and 2, Class I, II, III
*5) Required connector for DC: type 0570275. Valves can be operated with DC only.
For 230V AC application please use 200V DC coil, plus plug with rectifier
*6) Cable gland is not indicated in delivery
*7) IP65 according to DIN 40050/IEC 529 and DIN EN 600068-2-38
*8) This solenoid has a fuse with an appropirate rating.