valvole ISO 5599/1 taglia 2

ISO 5599/1 valves - size 2

- Valvole a spola 5/2-5/3
  5/2-5/3 spool valves
- Montaggio su basi modulari
  Installation on multiple sub-bases
- Azionatore manuale bistabile sull'elettropilota
  Detented manual override on the solenoid pilot
- Riarmo manuale della valvola
  Manual reset



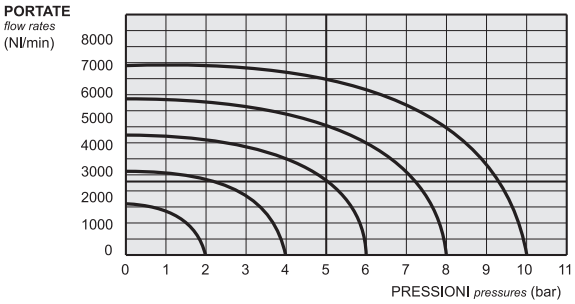

I prodotti di seguito indicati sono venduti senza bobine, da acquistarsi separatamente (vedi pag. 184-185).
The following listed products are sold without coils, which are bought separately (refer to page 184-185).

Tempi di risposta - *response times*

	az. pneumatico *pneumatic pilot*	az. elettrico *solenoid pilot*
monostabile *mono-stable*	TRA (14): 24 ms TRR (12): 43 ms	TRA (14): 39 ms TRR (12): 60 ms
bistabile *bi-stable*	TRA (14): 30 ms TRR (12): 30 ms	TRA (14): 90 ms TRR (12): 90 ms

Materiali
Corpo: alluminio 11S
Molle: INOX
Guarnizioni: NBR
Spola: alluminio nichelato
Parti interne: ottone OT58

Materials
Body: aluminium 11S
Springs: stainless steel
Seals: NBR
Spool: nickel plated aluminium
Internal parts: brass OT58

Diametro nominale *Nominal orifice*	9 mm		
Temperatura di esercizio *Temperature range*	max +60°C		
Pressione di esercizio *Working pressure*	al. interna monost. *[monost. internal air supply]* 2.5 ... 10 bar 0.25 ... 1 MPa	al. interna bist. *[bi-stable internal air supply]* 1 ... 10 bar 0.1 ... 1 MPa	alim. separata *[separate air supply]* max 10 bar max 1 MPa
Pressione di azionamento (per alimentazione separata) *Actuating pressure (for separate air supply)*		monostabile *[mono-stable]* 2.5 ... 10 bar 0.25 ... 1 MPa	bistabile *[bi-stable]* 1 ... 10 bar 0.1 ... 1 MPa
Fluido *Fluid*	Aria filtrata 50µ con o senza lubrificazione *50µ filtered, lubricated or non lubricated air*		

252 MC

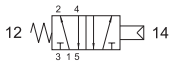

5/2 comando pneumatico - ritorno a molla

5/2 pneumatic pilot - spring return

252 CC

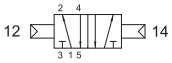

5/2 doppio comando pneumatico

5/2 double pneumatic pilot

252 CCD

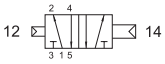

5/2 doppio comando pneumatico - con differenziale

5/2 double pneumatic pilot - with differential

252 CFP

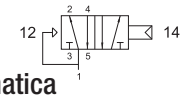

5/2 comando pneumatico - ritorno a molla pneumatica

5/2 pneumatic pilot - pneumatic spring return

253C CC

centri chiusi

closed centres

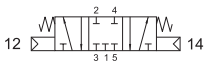

253A CC

centri aperti

open centres

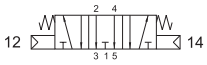

253P CC

centri in pressione

pressurized centres

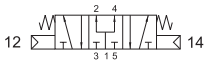

5/3 doppio comando pneumatico

5/3 double pneumatic pilot



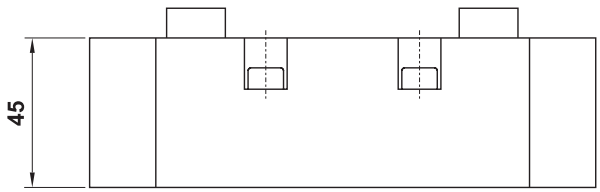

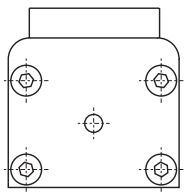

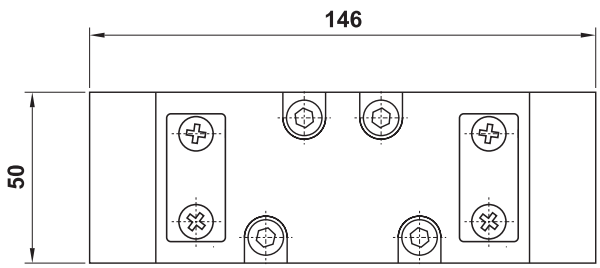

252 ME

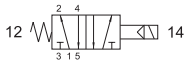

5/2 comando elettrico - ritorno a molla

5/2 solenoid pilot - spring return

252 EFP

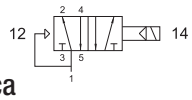

5/2 comando elettrico - ritorno a molla pneumatica

5/2 solenoid pilot - pneumatic spring return

252 ME AS

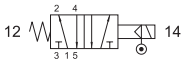

5/2 comando elettrico alimentazione separata - ritorno a molla

5/2 solenoid pilot with separate air supply - spring return



Per cambiare il tipo di alimentazione dell'elettropilota (alimentazione interna o separata) si deve riposizionare la guarnizione in modo che l'estremità evidenziata in nero sia collocata nella posizione corrispondente al simbolo della funzione desiderata.

To change between internal and external air supply it is necessary to align the seal end marked in black with the correct symbol.

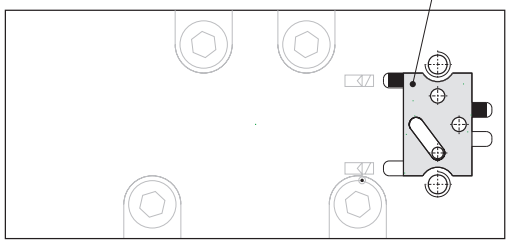

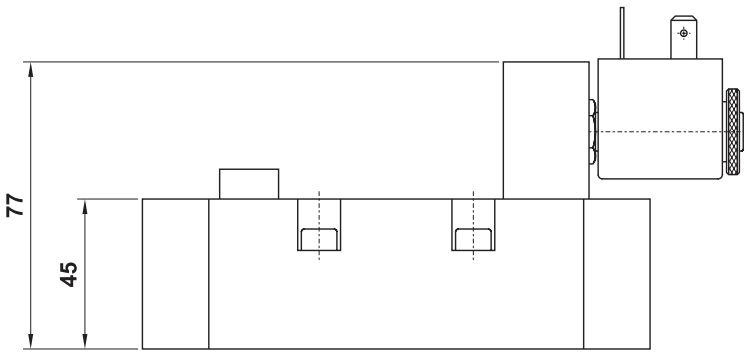

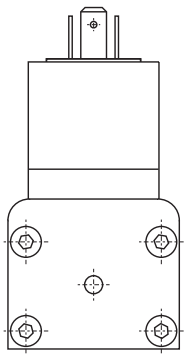

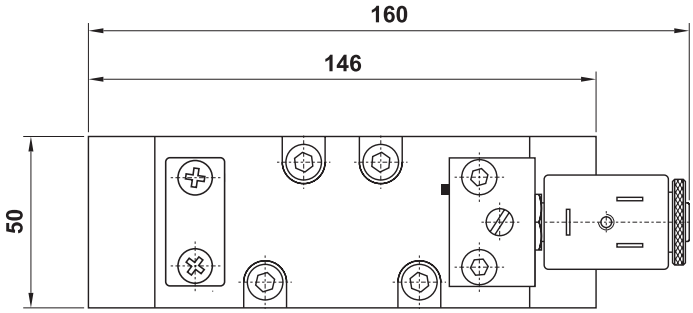

252 EE

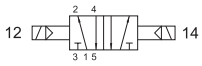

5/2 doppio comando elettrico

5/2 double solenoid pilot



252 EE AS



5/2 doppio comando elettrico alimentazione separata

5/2 double solenoid pilot with separate air supply

253C EE
centri chiusi *closed centres*

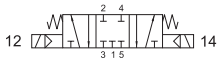

253A EE
centri aperti *open centres*

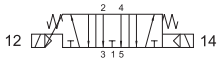

253P EE
centri in pressione *pressurized centres*

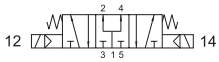

5/3 doppio comando elettrico

5/3 double solenoid pilot

253C EE AS
centri chiusi *closed centres*

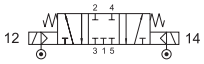

253A EE AS
centri aperti *open centres*

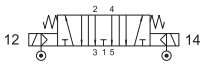

253P EE AS
centri in pressione *pressurized centres*

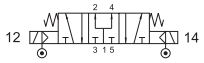

5/3 doppio comando elettrico alimentazione separata

5/3 double solenoid pilot with separate air supply

Per cambiare il tipo di alimentazione dell'elettropilota (alimentazione interna o separata) si deve riposizionare la guarnizione in modo che l'estremità evidenziata in nero sia collocata nella posizione corrispondente al simbolo della funzione desiderata.

To change between internal and external air supply it is necessary to align the seal end marked in black with the correct symbol.

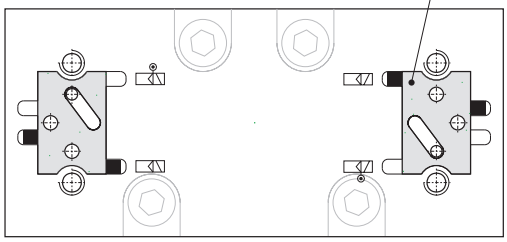

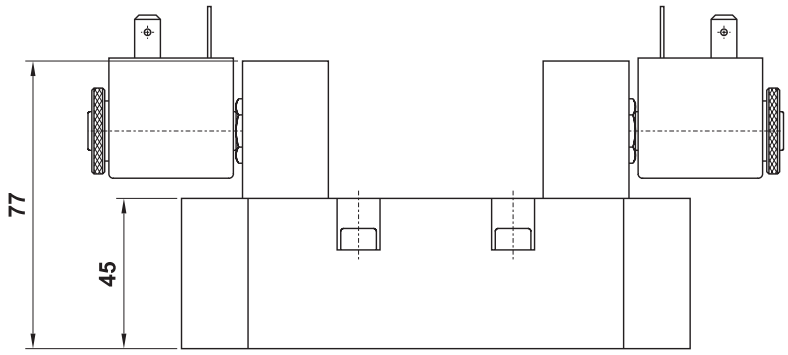

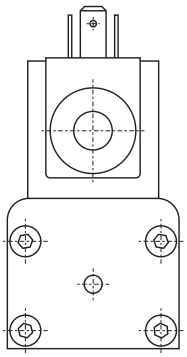

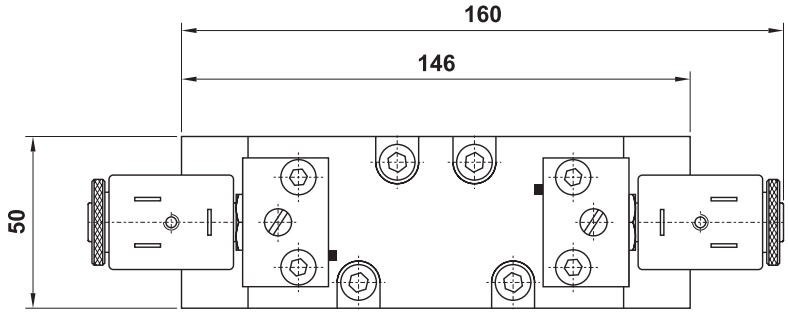

sottobase modulare

modular sub-base

CODICE DI ORDINAZIONE
ORDER CODE

MLD2



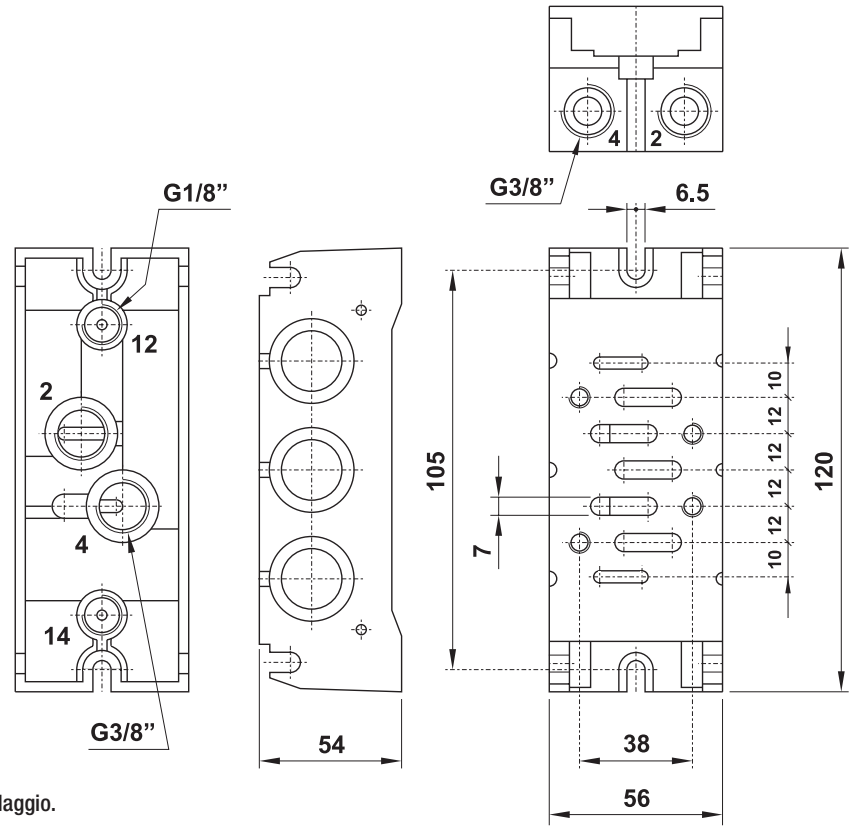

È venduta in kit con i particolari necessari al suo assemblaggio.
It is sold in kit with all necessary pieces for installation.

---

terminale di ingresso in asse

side entry header

CODICE DI ORDINAZIONE
ORDER CODE

TL2



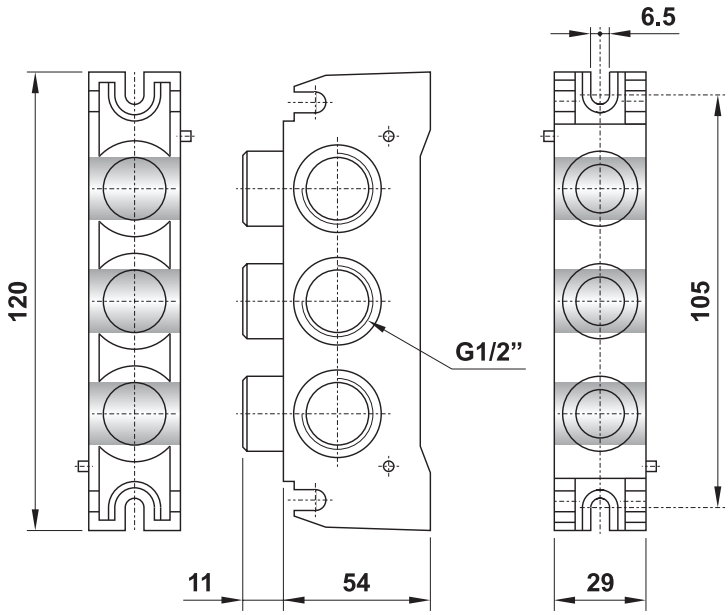

È venduto in kit con i particolari necessari al suo assemblaggio.
It is sold in kit with all necessary pieces for installation.

terminale di ingresso superiore

top entry header

CODICE DI ORDINAZIONE
ORDER CODE

TA2

utilizzabile anche come intermedio
it can be used also as intermediate header



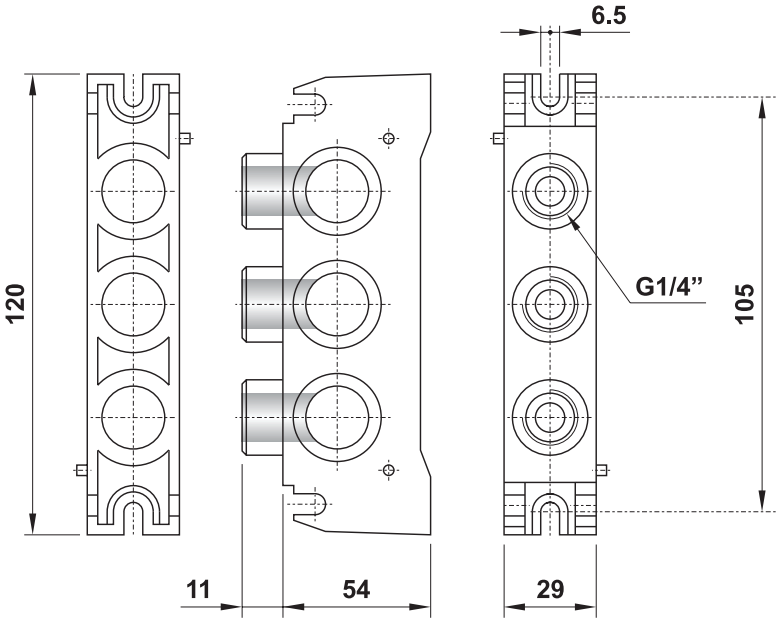

È venduto in kit con i particolari necessari al suo assemblaggio.
It is sold in kit with all necessary pieces for installation.

---

terminale di ingresso inferiore

bottom entry header

CODICE DI ORDINAZIONE
ORDER CODE

TB2

utilizzabile anche come intermedio
it can be used also as intermediate header

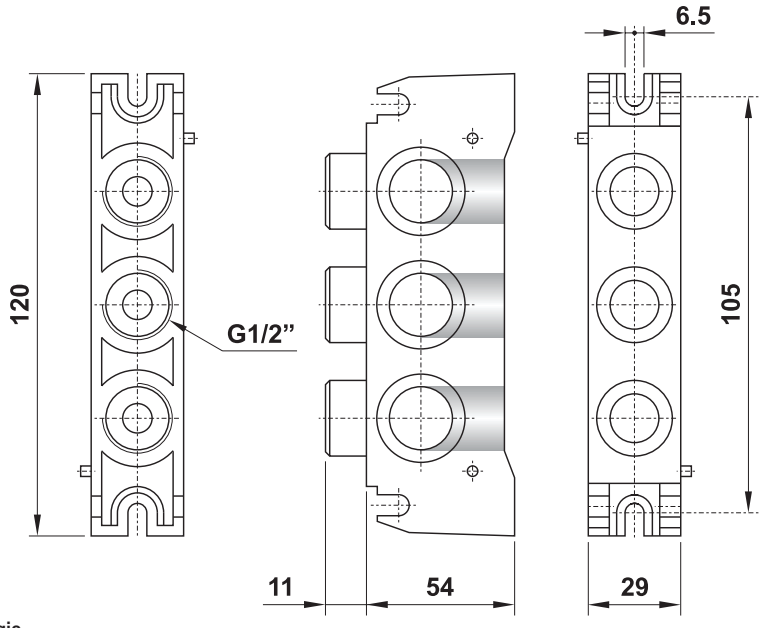

È venduto in kit con i particolari necessari al suo assemblaggio.
It is sold in kit with all necessary pieces for installation.